

High
Efficiency
Solutions.

CAREL



heaterSteam
the best precision and reliability



heaterSteam


electric heater humidifier

Reliable and precise humidification for high-tech applications. Precise modulation of steam production ensured by PWM system with built-in humidity controller, or temperature controller for wellness applications.

- models for steam production from 2 to 80 kg/h;
- precise set point control: $\pm 1\%$ RH;
- modulation of output from 0 to 100% of rated capacity;
- protection against overheating on each heater;
- maximum reliability guaranteed by the aluminium casting on the heaters and the Niflon coating;
- possibility of serial connection to a remote supervisor, communication using Modbus® and BACnet protocol

Immersed heater humidification represents the ideal solution when:

- humidity needs to be controlled with high precision (museums, laboratories, cleanrooms, data centers);
- needing to minimise periodical cleaning (with demineralised water)
- maximum hygiene is required (hospitals, pharmaceuticals industry)
- water quality is not constant over time or is problematic (for example, aboard ships).



Reliability

The embedded PTC temperature sensors protect each individual heater against overheating, and limit scale formation



Precision

Precise control on the set point of $\pm 1\%$ RH and modulation from 0 to 100% of rated capacity.



Hygiene

Maximum hygiene guaranteed by the materials used. AISI304 steel cylinder.

Immersed heater humidifiers can operate on demineralised water. Periodical maintenance can thus be reduced considerably, due to minimum scaling.

The heaters must be completely immersed in the water at all times, to avoid overheating.

Immersed heater humidifiers thus require level sensors to ensure complete heater immersion, as well as components (solid state relays) to modulate the quantity of heat delivered to the water so as to precisely control steam flow-rate.

These features mean heater humidifier operation is independent of water quality, while ensuring very precise flow-rate modulation.

The CAREL solution provides quality construction and top-level performance, meaning high reliability over time and extremely precise control for more difficult applications.

Controllers

Two different types of control are available:

- H: built-in humidity controller;
- T: built-in temperature controller for stand-alone applications (for example, steam baths).

Type H: built-in humidity controller

The type H heaterSteam can be configured at any time to operate in the following modes:

- proportional to an external signal from BMS (0 to 1 V, 0 to 10 V, 2 to 10 V, 0 to 20 mA, 4 to 20 mA);
- modulating, based on an external humidity probe, and, where necessary, a limit probe in the duct.



Type T: built-in temperature controller

This operates in the same way as model H, with the difference that steam production is controlled based on temperature (ideal for steam baths).



Steam flow-rate modulation is linear from 0 to 100% of maximum flow-rate, giving a precision of $\pm 1\%$ RH even with a high number of air changes. Preheating keeps the water at a set temperature between 70 and 90 °C for instant steam production.

Strengths

	Objective	Feature
	Heater reliability	Heaters with die-cast aluminium housings
	Easy maintenance: non-stick and corrosion-proof	Niflon heater coating
	Protection against overheating and scale detection	PTC probe embedded in each heater  PATENTED
	Precision	Continuous capacity modulation from 0 to 100%. Precision of $\pm 1\%$ RH
	Avoid condensate in duct/AHU	Modulating limit probe input
	Avoid droplets forming	Patented Anti-foaming System.  PATENTED
	Rapid response for production	Preheating system



Easy maintenance

Large, flat heaters with Niflon non-stick coating for easy descaling



Flexibility

Can be used with both mains water and demineralised water.



Completeness of range

Two types of controllers: modulating with built-in humidity controller and modulating with built-in temperature controller. Rated capacity from 2 to 80 kg/h.

The avant-garde solution

Ideal for humidifying technological or medical environments, where the maximum purity of steam and extended maintenance-free operation are required.



Certification



American market



European certification

Easy maintenance

- heaters coated with Niflon (full-optional model), a non-stick and corrosion-proof material that simplifies cleaning;
- possibility to use demineralised water to minimise scale build-up;
- for models up to 13 kg/h, bag inside the cylinder for removing scale (no additional gaskets required);
- openable cylinder for complete removal of the heaters for cleaning, or cylinder with inspection and cleaning cover (models ≥ 20 kg/h);
- drain pump.

Reliability

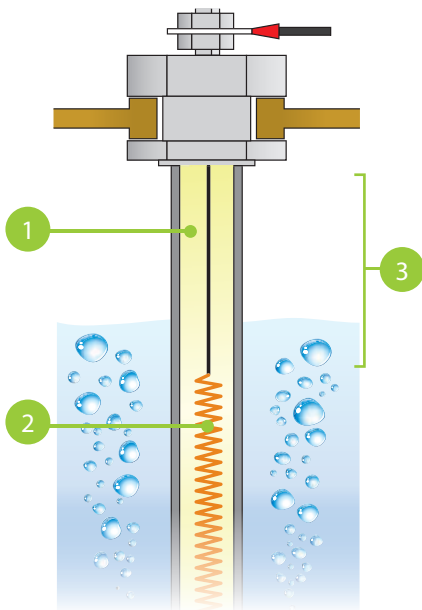
The heaters are embedded in an aluminium alloy to guarantee protection against overheating. If for some reason the heaters are not completely immersed in the water, the aluminium housing guarantees perfect heat distribution across the entire surface of the heater. The heater temperature control system uses a PTC probe placed directly on the heating elements. This ensures protection against overheating. The same system also measures the amount of scale that builds up on the heaters and that reduces heat exchange with the water. Where necessary, heaterSteam sets off an automatic maintenance alarm (patented Carel system).

In addition:

- AISI 304 steel cylinder;
- "Anti Foaming System" algorithm with foam sensor for perfect foam management (Carel patent)
- input for modulating limit probe to avoid condensate formation in the duct

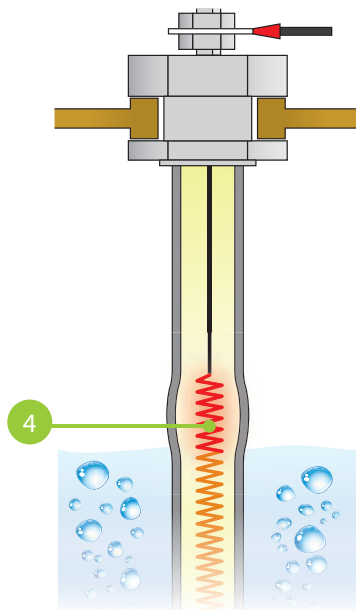


Standard tubular heater



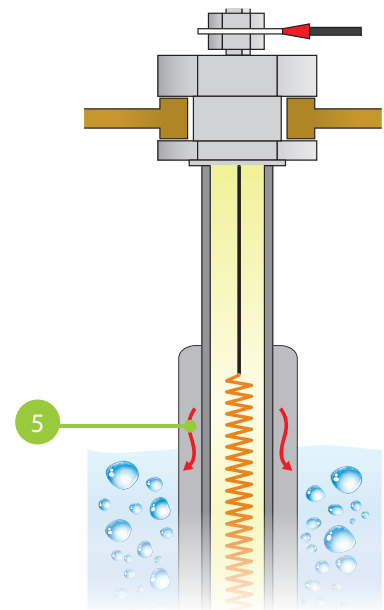
- 1 insulation
- 2 heater

Standard tubular heater, not completely immersed




- 3 cold part
- 4 local overheating

Heater with aluminium housing, not completely immersed




- 5 heat redistribution

Applications



Electronics industry

In the electronics industry, low humidity causes potential accumulation of static electricity, which can damage electronic components.



Hi-tech microchip manufacturing

As the photoresist viscosity is extremely sensitive to relative humidity, semiconductor processing requires precise humidity control limits.



Data centers and telecommunications

The heat generated by the computers can easily cause relative humidity to fall below 35%, the limit value to avoid the risk of electrical discharges.



Pharmaceutical industry

The production process requires constant humidity levels. The speed of many chemical reactions in fact depends on relative humidity.



Cleanrooms

Relative humidity is one of the environmental parameters that define the normal operating conditions of a cleanroom, where often the specified tolerances are very strict (even as little as 1%).



Hospitals and operating theatres

Health, well-being, safety and compliance with standards on humidification of hospital wards and operating theatres.



Wellness centres

Steam humidifiers are essential in ensuring the desired air conditions inside steam baths (40-43 °C, 100% RH).



Food industry

Humidification in places where biscuits, pasta and any other hygroscopic materials and ingredients are processed.



Museums

Correct stabilisation of the environment is essential to conserve valuable works of art and objects for long periods of time.

Technical specifications

Specifications	UR002	UR004	UR006	UR010	UR013	UR020	UR027	UR040	UR053	UR060	UR080	
General												
Rated steam production (kg/h)	2	4	6	10	13	20	27	40	53	60	80	
Power consumption (kW)	1,5	3	4,5	7,5	10	15	22,5	30	40	45	60	
Power supply (other voltages on request) • 230 Vac -15/10%, 50/60 Hz single-phase • 400 Vac -15/10%, 50/60 Hz three-phase	•	•	•	•	•	•	•	•	•	•	•	
Steam connection (mm)	Ø 30					Ø 40			2x Ø 40			
Steam pressure (Pa)	0 to 1500					0 to 2000						
Number of heaters	1	1	3	3	3	3	3	6	6	9	9	
Operating conditions	1T40 °C, 10 to 60% RH non-condensing											
Storage conditions	-10T70 °C, 5 to 95% RH non-condensing											
Ingress protection	IP20											
Water fill												
Connection (mm)	3/4"G male											
Temperature limits (°C)	1T40											
Water pressure limits (MPa - bars)	0.1 to 0.8 - 1 to 8											
Instant flow-rate (l/m)	1,1	1,1	1,1	1,1	1,1	4	4	4	10	10	10	
Total hardness (°fH) (*)	5 to 40											
Conductivity limits (µS/cm) (*)	1 to 1500											
Water drain												
Connection	Ø 40											
Temperature (°C)	<100											
Instant flow-rate (l/m)	9					22.5						
Steam blower												
Number	1								2			
Type	VSDU0A*					VRDXL*						
Power supply (Vac)	24					230						
Nominal power (W)	37					35						
Nominal air flow-rate (m3/h)	192					650						
Network												
Network connection	RS485; (Modbus® or BACnet with optional Gateway)											

Control

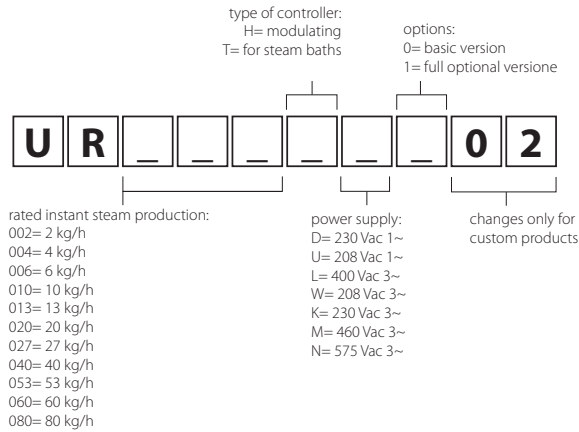
Specifications	H	T
Continuous modulation (with SSR)	0 to 100%	0 to 100%
Built-in controller (probes not included)	• (RH.)	• (temp.)
External proportional signal	•	•
Limit probe supported	•	•
Alarm relay	•	•
Type of signal (probe or external control)	0 to 10 V; 0 to 1 V; 2 to 10 V; 0 to 20 mA; 4 to 20 mA	
Alphanumeric display	•	•
RS485 interface	•	•

• standard

Versions

Specifications	basic	full option
Heaters embedded in aluminium casting	•	•
Heaters with non-stick coating		•
Heat insulation on cylinder		•
Preheating function		•
Descaler bag		up to 13 kg/h

Unit code



NB: not all the combinations of codes are available.

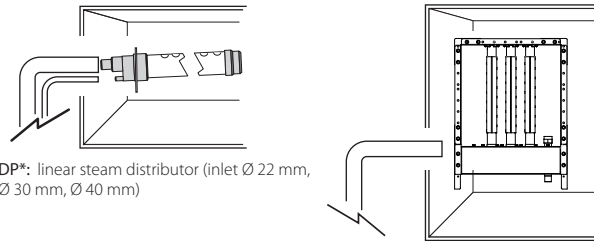
OVERVIEW DRAWING heaterSteam

room applications



VSDU0A0001 & VRDXL0000:
steam blower
VSOBAS0001: remote support for VSDU0A*

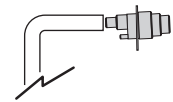
application in ducts or AHU



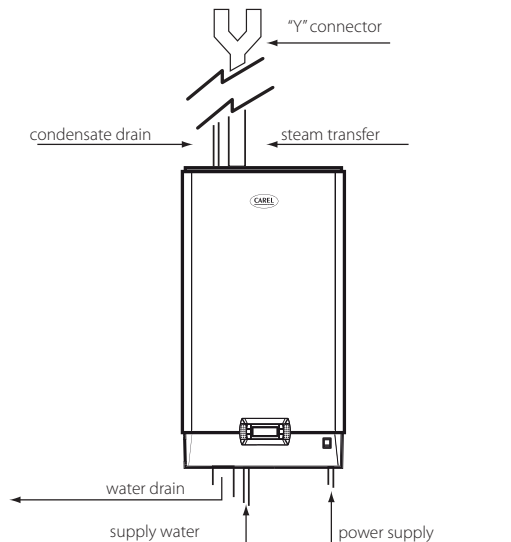
DP*: linear steam distributor (inlet Ø 22 mm, Ø 30 mm, Ø 40 mm)

SA*: ultimateSAM, steam distributor with short absorption distance

steam bath applications



SDP*: plastic nozzle up to 15 kg/h steam



Probes



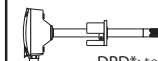
DPW*: temperature and humidity probe for civil environments



DPP*: temperature and humidity probe for industrial environments



ASET*: temperature and humidity probe for steam baths



DPD*: temperature and humidity probe for ducts

Headquarters ITALY

CAREL INDUSTRIES HQs
Via dell'Industria, 11
35020 Brugine - Padova (Italy)
Tel. (+39) 0499 716611
Fax (+39) 0499 716600
carel@carel.com

Sales organization

CAREL Asia - www.carel.com
CAREL Australia - www.carel.com.au
CAREL China - www.carel-china.com
CAREL Deutschland - www.carel.de
CAREL France - www.carelfrence.fr
CAREL HVAC&R Korea - www.carel.com
CAREL Iberica - www.carel.es

CAREL India - www.carel.in
CAREL Nordic AB - www.carel.com
CAREL Russia - www.carelrussia.com
CAREL South Africa - www.carelcontrols.co.za
CAREL Sud America - www.carel.com.br
CAREL U.K. - www.careluk.co.uk
CAREL U.S.A. - www.carelusa.com

Affiliates

CAREL Czech & Slovakia - www.carel-cz.cz
CAREL Ireland - www.carel.com
CAREL Japan Co., Ltd. - www.carel-japan.com
CAREL Korea (for retail market) - www.carel.co.kr
CAREL Mexicana S de RL de CV - www.carel.mx
CAREL Thailand - www.carel.co.th
CAREL Turkey - www.carel.com.tr